

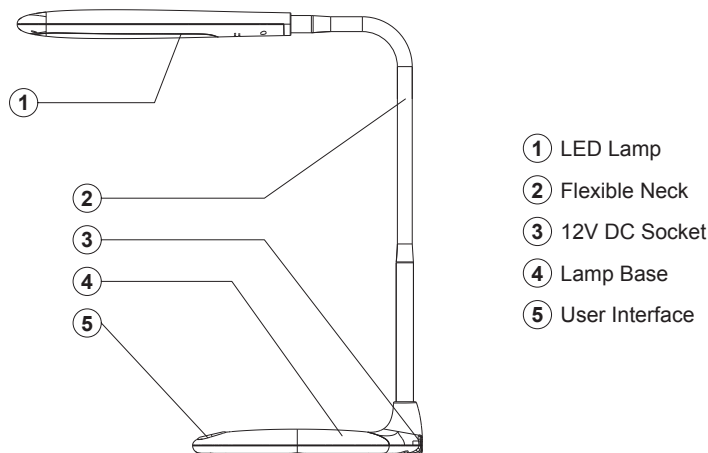
Welcome to the Firefly family! Our top priority is to give you the best experience and value from your purchase. Please carefully read through the manual to enjoy your new Firefly product.

USER MANUAL

SAFETY AND GENERAL INFORMATION

- For your safety, read manual and safety instructions before use.
- The appliance is not intended to be used by a person who is physically and/or mentally challenged, or has insufficient knowledge of this product, unless used under direct supervision or with guidance by a knowledgeable person.
- Children should be supervised to ensure that they do not play with the appliance.
- "X" type supply cord: If the supply cord is damaged, it must be replaced by alike cord with similar current rating.
- During storage, turn off the switch and disconnect the unit from the AC power supply followed by the AC/DC adapter cord from the unit.
- Do not use near flammable and explosive materials or where water and vapor are present.
- In order to prevent the lamp from falling during usage, please put it on a flat plane with less than 6° of inclination.
- Contact the manufacturer or his service agent or a similar qualified person if the product fails to function as stated on the packaging or the manual.
- This product is strictly for indoor use only.

PRODUCT DETAILS






TECHNICAL SPECIFICATIONS:

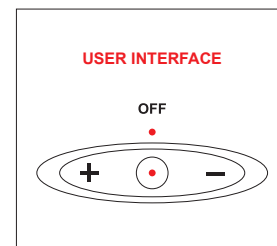
Operating Voltage	AC 100-240V~50/60Hz
Light Source	Warm White - 30 x 0.2W Cool White - 60 x 0.2W Daylight - 30 x 0.2W
Dimensions	170 x 135 x 370 mm

LAMP FEATURES

- Flexible neck which can be moved at any direction.
- Wide and sturdy base.
- Dimmable LED
- Tri-Color Temperature Range: Daylight, Cool White, and Warm White.
- Touch sensor user interface.
- Comes with a 12VDC adapter cord for AC supply connection (100-240V,50/60Hz).

HOW TO OPERATE THE UNIT

1. Connect the adapter cord to the DC socket of the unit then plug the other end to the AC power supply.
2. • Will light up once connected to power.
3. Touch  to turn the lamp on, daylight will appear. Continuously press the icon to change colors.
4. Touch  to increase brightness and  to decrease brightness.
5. Touch **OFF** to turn the unit off.
6. When not in use, turn off the lamp and unplug it from the power supply.



USAGE AND MAINTENANCE

- Adjust the lamp lighting angle, range, brightness and color temperature according to your needs.
- To maximize its lighting effect, make sure that its LED Lamp is clean.
- If the lamp needs to be bent or rotated, do it carefully. Forceful bending or rotation may damage the item.
- Do not alter the lamp structure; the supplier disclaims all its responsibility for product damage or personal injury because of misuse.
- For safety purposes, do not attempt to open any parts of the item when cleaning.
- To protect the validity of the warranty, never use the item aside from its intended purpose.

ATTENTION WHEN CLEANING

- Make sure to disconnect the unit from the power supply and the lamp's DC socket.
- Do not use chemicals and other materials that may harm the product. When cleaning, use a damp-dry cloth.

We would love to hear from you. For comments and suggestions, you can email us at info@fireflyelectric.com

CORRECT DISPOSAL OF THIS PRODUCT



This marking indicates that this product should not be disposed with other household wastes. To prevent possible harm to the environment or human health from uncontrolled waste disposal, recycle it responsibly to promote the sustainable reuse of material resources. To return your used device, please use the return and collection systems or contact the retailer where the product was purchased. They can take this product for environmental safe recycling.